



## WHY USE ACCESS 4000?

Access 4000 is a driver for inclusion and social justice for people experiencing access barriers within our communities.

Our goal is for Access 4000 to reach all throughout Queensland and to do this we need your help.

## CONTACT US

If you are a business in Brisbane or the surrounding regions and you want to be involved, contact our Marketing team today.

Alternatively, download the app and add your business to the list of accessible venues in Brisbane.

We'd love to hear your feedback on Access 4000. Please download the app, and let us know what you think.

To provide feedback, or if you would like more information, please contact:

### Marketing

Nicola Gunn

(07) 3901 1165

[marketing@carerslink.com.au](mailto:marketing@carerslink.com.au)



*Access 4000 was developed by Disability Support Queensland, a non-profit related entity of Carers Link.*

# Access 4000

## Brisbane's Accessibility App



Download the app today

## WHAT IS ACCESS 4000?

Access 4000 is the first app in Australia to provide information on Brisbane venues and infrastructure with disability access features like wheelchair/pram ramps, disabled toilets and disabled parking.

This app will help people with disabilities or anyone with accessibility needs feel more informed, confident and prepared when travelling around Brisbane.

## WHO SHOULD USE ACCESS 4000?

Access 4000 is a useful app for anyone who has accessibility needs and is visiting or travelling around Brisbane. The app is also useful for carers and families who are accessing the community.

Access 4000 is beneficial for:

- People with disabilities (and their carers)
- People experiencing impairment and mobility issues
- The frail aged
- Parents and families with very young children
- Residents and overseas visitors

## HOW DOES ACCESS 4000 WORK?

Access 4000 uses map-based technology to allow users to find businesses and venues across Brisbane, and identify their accessibility features.

Users can search by venue name, category or accessibility features. They can easily find the location of the venue on a map or open the venue page for further information, such as the venues' contact details.

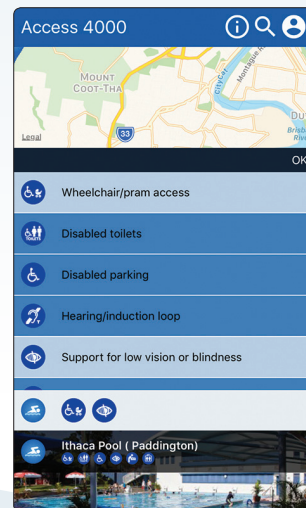
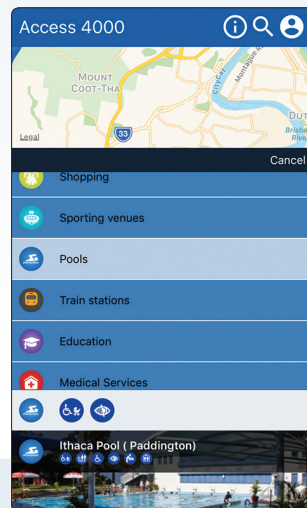
### Step 1

Download the app from the App Store or Google Play stores.



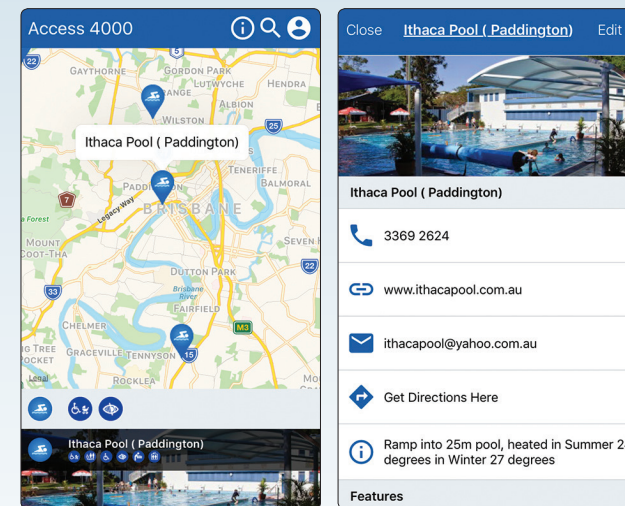
### Step 2

Search venues by category or accessibility feature.



### Step 3

Select your venue and check the contact details and full list of accessibility features.



### Step 4

To add or edit venues, register your name, email and a password.

### Step 5

Feel informed and prepared when you engage in and access your community!

